



B.P.Poddar Institute of Management And Technology
Poddar Vihar : 137, V.I.P Road , Kolkata – 700 052

NOTICE

Ref. No. BPP/ Notice/Reg/ 1597/2022

Date : 10/12/2022

Sub : "FEES FOR FORTHCOMING SEMESTER"

All B.Tech. (3rd and 4th Year), M.Tech. and MCA (2nd Year) students are hereby advised to deposit their forthcoming EVEN SEMESTER TUITION FEE (Including all dues if any) within **15th JANUARY 2023** in favour of "**B.P.PODDAR INSTITUTE OF MANAGEMENT AND TECHNOLOGY**".

The payment information are given below :

Link for online payment through web portal : <https://apps.eduqfix.com//BPPF>

Link for online payment through mobile app:
<https://play.google.com/store/apps/details?id=com.qfixinfo.eduqfix>

Delay in payment will attract late fine of Rs. 20/- (Rupees Twenty) per day.

Further, students paying tuition fee through educational loan from bank, must submit demand letter to the issuing branches of the bank well in advance to avoid late fine. For demand letter, students are advised to send email (along with respective bank contact details with email id) to the email id : studentsverification@bppimt.ac.in and Institute will do the needful.

- NB :
1. Student are advised to follow the attached "**PAYMENT MANUAL**" carefully before payment.
 2. Students enjoying fee Waiver are also advised to update their fees book to Accounts Dept. in due time.

- Encl. :
1. **Fees Structure detail (Semester wise) – 1 Page.**
 2. **Payment manual .**

Sd/-

Dr. Subhasish Pradhan
Registrar (actg.)

- Copy to :
1. Principal's Office
 2. A/c's Dept. & Exam Cell
 3. System Cell (for website hosting)
 4. HDFC , Kaikhali Branch (Kind Attn. Chief Manager)

For make payment students are here by advice to follow the steps given below :

For online payment (through web portal) : <https://apps.eduqfix.com//BPPF>

1. Select Institute and branch with Registration code.
2. Click on search.
3. To pay the fees click on the check box and click on continue and pay.
4. Select the payment option (net banking / cards).
5. Enter card / net banking details to make payment.
6. Success payment message and receipt download on success payment.

For online payment (through mobile app) :

<https://play.google.com/store/apps/details?id=com.qfixinfo.eduqfix>

STEP 1 – Go to Play Store / App Store and download app ‘Eduqfix’.

STEP 2 – Use your credentials sent on your registered mobile number to sign in.

STEP 3 – Go on to the menu option and select Payments option.

STEP 4 – Select the fees to be paid and click on “Pay Now”.

STEP 5 – Proceed to pay.

STEP 6 – You will be directed to a payments page where you can choose to pay via credit / debit card or net banking.

STEP 7 – There after you can go on to the paid fee tab on the payments tab and download the receipt.

B.P.PODDAR INSTITUTE OF MANAGEMENT AND TECHNOLOGY
137, VIP ROAD, KOLKATA - 700052

COURSE - B.TECH GENERAL (EVEN 2022)

SL. NO	ADMISSION YEAR	CURRENT ACADEMIC YEAR	FOR Sem.	TUTION FEES	INSTITUTE STUDENT FUND	E. FACILITY	TOTAL
1	2019	4TH	8TH	47300.00	0.00	0.00	47300.00
2	2020	3RD	6TH	46200.00	0.00	0.00	46200.00

COURSE - B.TECH LATERAL (EVEN 2022)

SL. NO.	ADMISSION YEAR	CURRENT ACADEMIC YEAR	FOR Sem.	TUTION FEES	INSTITUTE STUDENT FUND	E. FACILITY	TOTAL
1	2020	4TH	8TH	47300.00	0.00	0.00	47300.00
2	2021	3RD	6TH	46200.00	0.00	0.00	46200.00

COURSE - M. TECH & MCA (EVEN 2022)

SL. NO.	ADMISSION YEAR	CURRENT ACADEMIC YEAR	FOR Sem.	TUTION FEES	DEVP. FEES	E.FACILITY	TOTAL
2	2021	2ND	4TH	50000.00	0.00	0.00	50000.00

Accounts Dept.

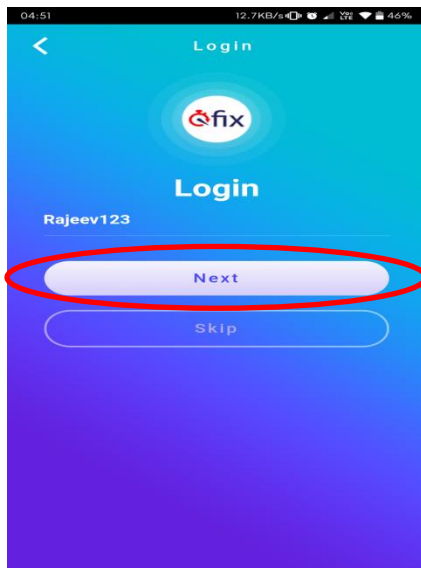
Registrar (Actg.)

ONLINE FEE PAYMENT – Mobile Based Solution

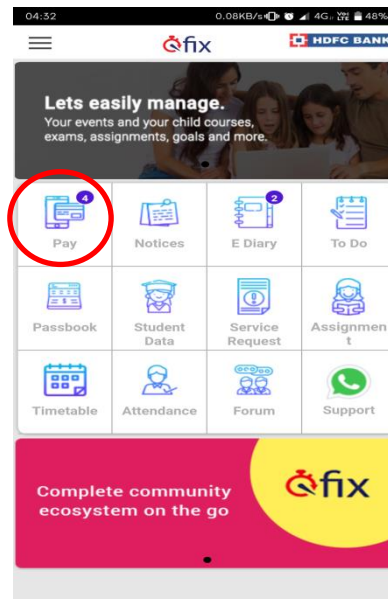
STEP 1 - Go to Play Store / App Store and download our app – **Eduqfix**.



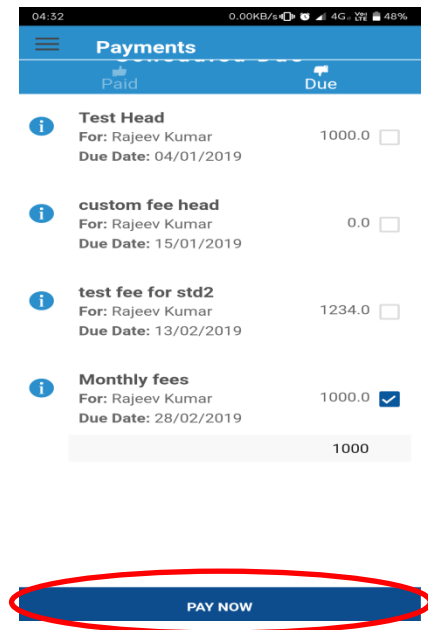
STEP 2 - Use your credentials sent on your registered mobile number to sign in.



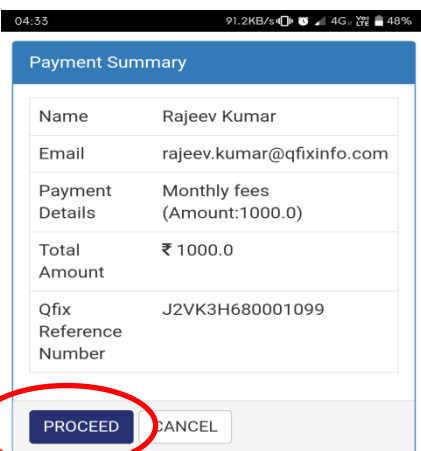
STEP 3 - Go on to the menu option and select Payments option.



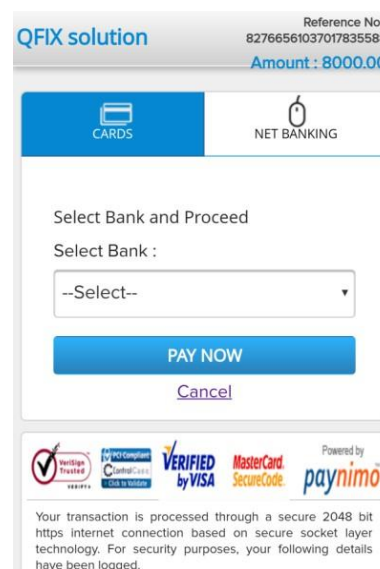
STEP 4 - Select the fees to be paid and click on Pay Now



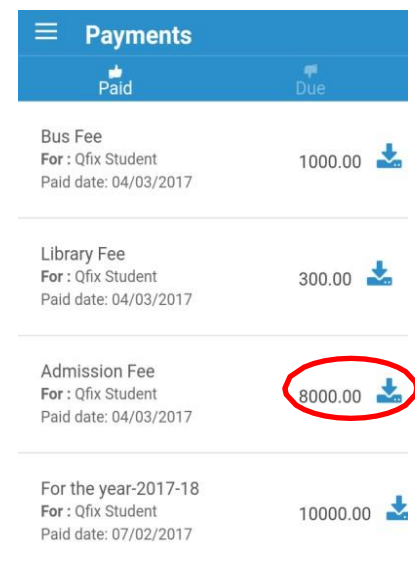
STEP 5 - Proceed to pay



STEP 6 - You will be directed to a payments page where you can choose to pay via credit / debit card or net banking.



STEP 7 - There after you can go on to the paid fee tab on the payments tab and download the receipt.



*All figures are for illustrative purpose only